

presto®
norm®

Windows and doors without thermal break

In steel and stainless steel



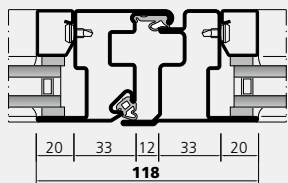
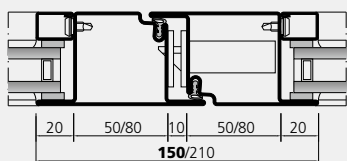
*Inside glazings
Agence de l'eau, Lyon, France*



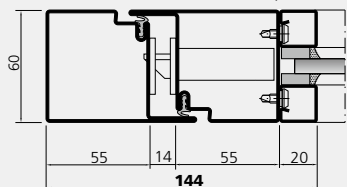
presto®



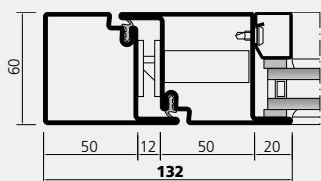
Forster presto 50



Forster presto 60



Forster presto 60S



System for doors, windows and screens without thermal break

Robust and elegant

Forster presto is the complete profile system with fittings and accessories for flush-fitting single- and double-leaved doors, glazed walls, porches and windows which do not require thermal break. These elements stand for elegance and safety and satisfy the most stringent requirements with regard to extreme constant use.

Technical details

Material options	Steel bright / stainless steel, grinded, grain 220-240
Performance specifications*	Sound insulation up to Rw 44dB
	Smoke-resistant doors RS-1/RS-2 (DIN 18095) and S ₂₀₀ (EN 1634)
	Fire-resistant doors and screens E30–E120/EW30–EW60 acc. to DIN 1634
	Flush mounted sheet metal door E30
	Fire-resistance: classification reports according to EN 13501-2
	Burglar-resistant doors RC 2-3 according to EN 1627-1630
	Long-term performance C5 according to EN 1191
	CE-Marking according to EN 14351-1
Fittings	Fittings to match the system
	Attractively shaped stainless steel handle set and slender weld-on door hinges as well as concealed hinges
	Concealed door-closing systems
System properties	Extremely economical manufacture with no special equipment
	Extremely slender visible section widths (frame/leaf section measurement only 120 mm)
	Individual surface treatment

*Refer to country-specific approvals



System for doors, windows and glazings without thermal break

Versatile and low-cost

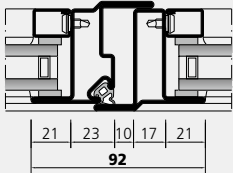
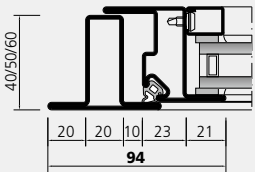
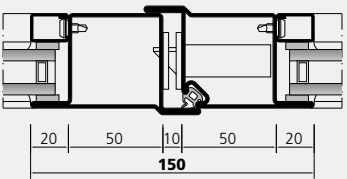
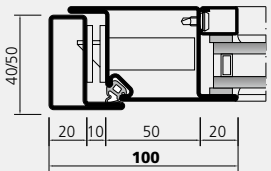
The Forster norm profile assortment is suitable for the construction of doors, screens and windows without thermal break. The right choice of profiles enables you to build many different kinds of conventional casement windows or window bands, as well as doors and partition walls. The variety of profiles in different section depths means that your creativity knows no bounds and offers endless combination possibilities.

Technical details

Material options	Steel bright
Performance specifications*	CE-Marking according to EN 14351-1
Fittings	Both fittings made to match the system and usual commercial fittings can be used
System properties	Section depths: 34, 40, 50 and 60 mm Case widths: from 10 to 95 mm

*Refer to country-specific approvals

norm®



800 window elements with arches
Tour & Taxis, Brussels, Belgium

