

Specific optional accessories

PROGET Fire doors

WINDOW WITH FIRE RATED GLASS

Upon request all one- and two-leaved fire doors may be equipped with round or rectangular windows with fire rated stratified glass and respective window frames fixed with screws. The window frame carters are included for round window and available as an optional accessory for the rectangular one.

Limits prescribed by regulations

According to standards UNI 9723 and EN 1634-1, windows may be smaller but not larger than the test sample size, and the reverse holds true for the border strip around the window which may be wider but not thinner. The following limits correspond with these restrictions.

Borders, window position

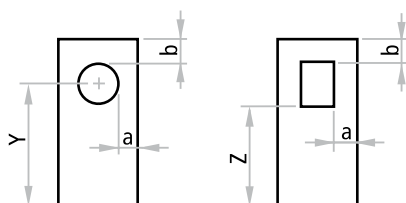
"Border measurement" refers to the distance from the edge of the window to the wall opening of the door.

Elevation for round windows

window size	FM H	position
Ø 300	minimum 2050	Y=1600
Ø 300	less than 2050	Y=FM H - 450
Ø 400	minimum 2150	Y=1600
Ø 400	from 2050 to 2149	Y=1550
Ø 400	less than 2050	Y=FM H - 500

Elevation for rectangular windows


window dimensions L x H	FM H	position
300 x 400	minimum 2150	Z=1450
300 x 400	from 2050 to 2149	Z=1350
300 x 400	less than 2050	Z=FM H - 700
400 x 600	minimum 2150	Z=1250
400 x 600	from 2050 to 2149	Z=1150
400 x 600	less than 2050	Z=FM H - 900
400 x 1200	minimum 2150	Z=650
400 x 1200	from 2050 to 2149	Z=550
400 x 1200	less than 2050	Z=FM H - 1500



NOTE

Position and measurements indicated above are those standard.

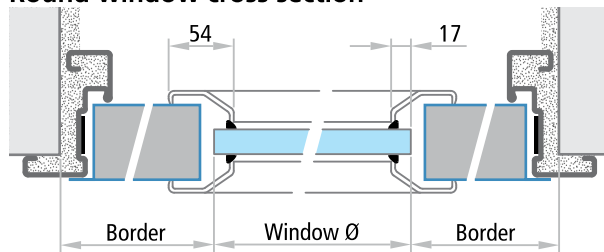
Different positions and measurements may be considered as long as they respect the minimum "a" and "b" border strips and maximal measurements mentioned in the certificate for the window. The window itself may not be supplied separately except for replacements. It is always advisable for doors with windows to be equipped with door closers for controlled closing.



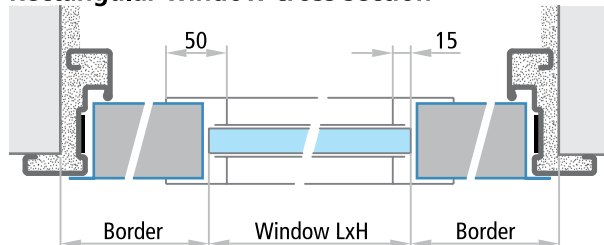
NOTE

For the rectangular windows the frame carters are an optional accessory

Round window cross section



Rectangular window cross section



ATTENTION

In case of external installation use windows designed for this purpose.

For special instructions and recommendations for glazed fire-rated products, see the "Notices" section on the last page of the present brochure.